

Student Survey 2024

Salaries and job seeking



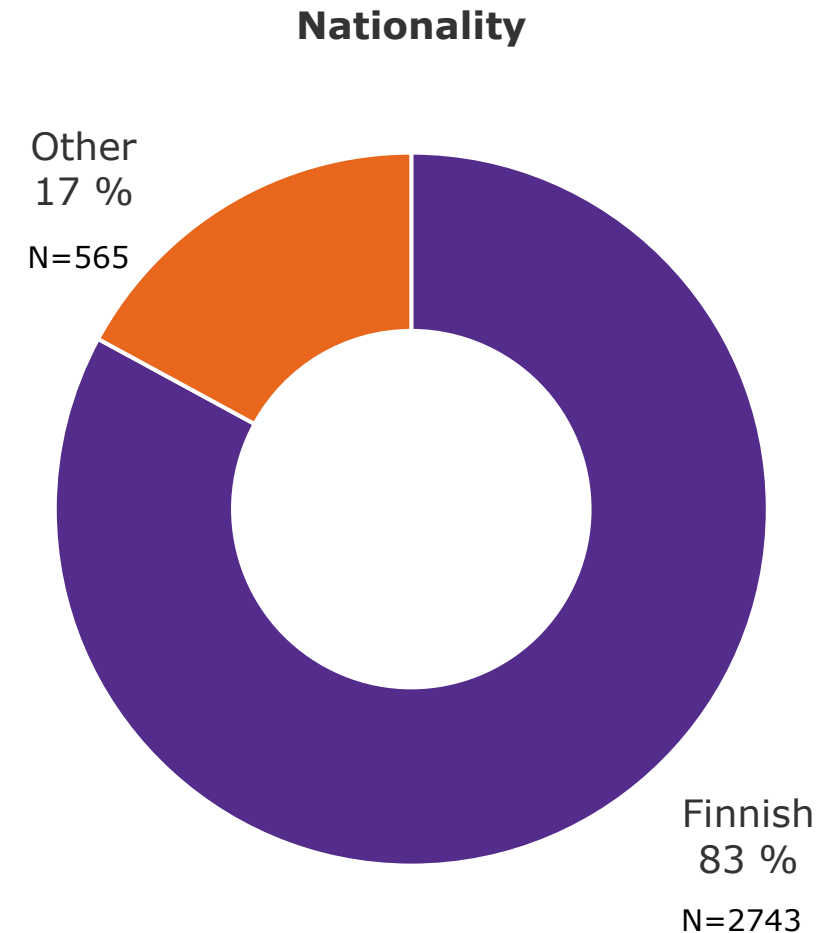
Insinööriliitto

IL Student Survey

- Annual Survey in September
- Focus group: students studying technology in Universities for Applied Sciences
- Link to questionnaire form was distributed through Tuudo and IL newsletters
- Themes:
 - Working
 - Summer jobs
 - Well-being
 - Studies
- 3354 respondents in 2024

Key findings regarding international students

- International students have more difficulties finding employment during their studies compared to Finnish students.
- During the academic year, international students were less often employed in their field of study and more often in jobs unrelated to their studies compared to Finnish students.
- Finding summer jobs was significantly more difficult for international students than for Finnish students
- International students rated their physical and mental well-being slightly better than Finnish students, but they are more concerned about their financial situation and uncertainty about finding a job in their field.

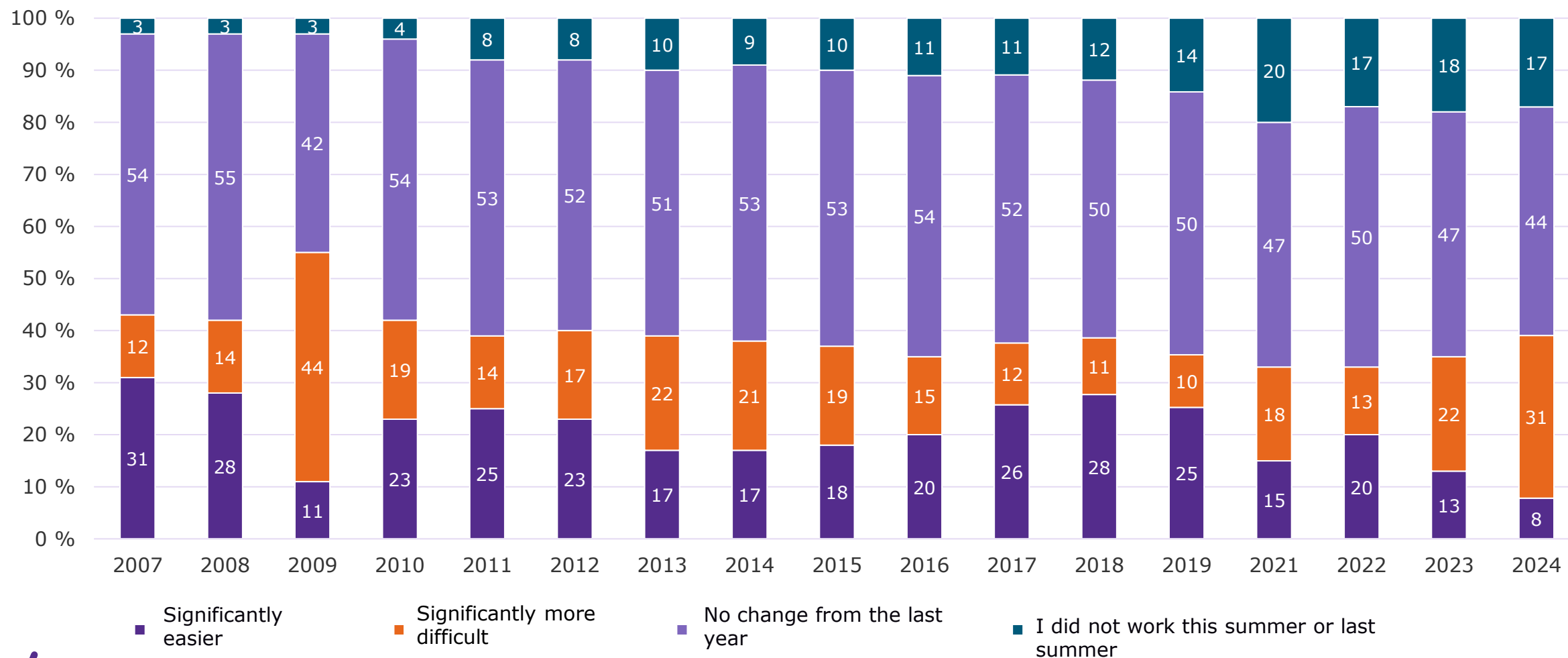


Summer job



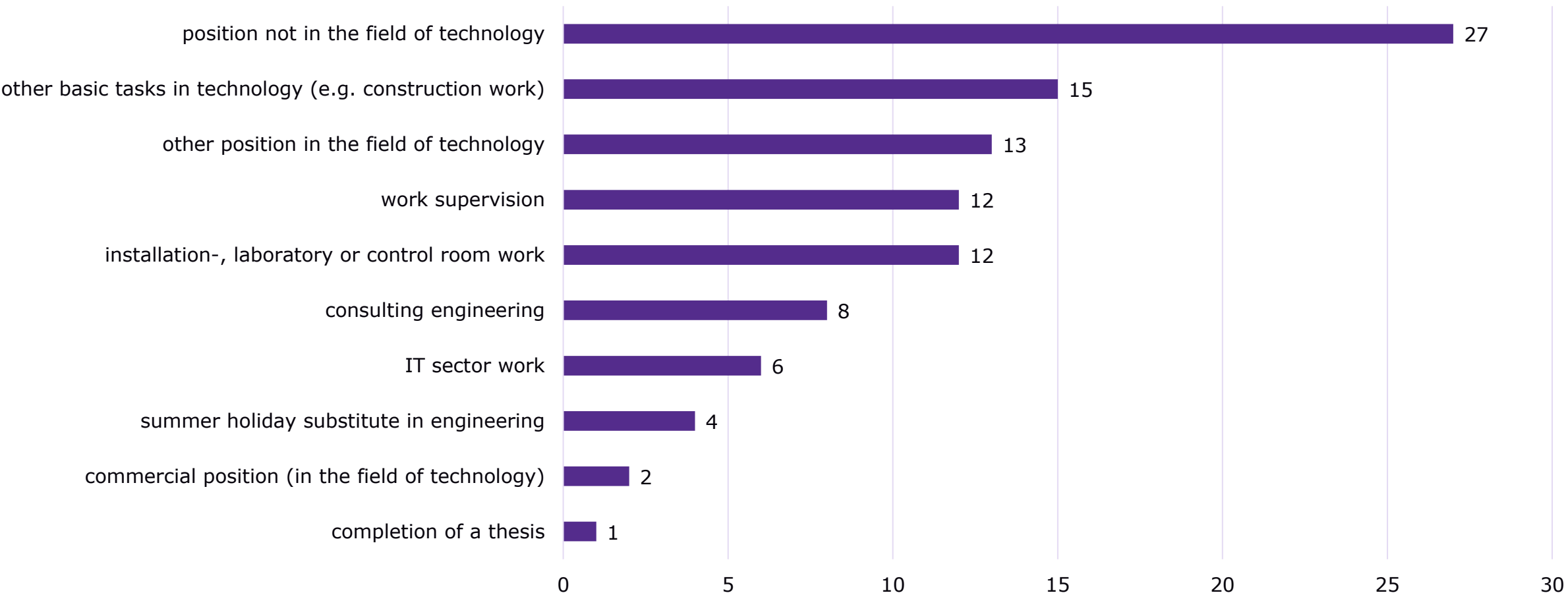
Insinööriliitto

Compared with last year, was getting a sommer job this year...?



Work assignments in summer 2024

International students 49 %




Salary



Insinööriliitto

Salary level in summer job

- Median salary was **2,400 €**/month
 - 2023: 2 365 €/month
- Median salary in the Helsinki metropolitan area was **2,500 €**/month
 - 2023: 2 500 €/month
- Median salary elsewhere in Finland was **2,386 €**/month
 - 2023: 2 304 €/month



Salary distribution by credits

	n	Mean	10 %	25 %	Median	75 %	90 %
Total	848	2540	1850	2100	2400	2800	3400
Less than 60 credits	66	2531	1700	2030	2362	2800	3700
60-99 credits	224	2502	1800	2000	2350	2853	3400
100-149 credits	220	2459	1800	2046	2325	2700	3250
150-199 credits	200	2578	1900	2200	2500	2815	3400
200 credits or more	139	2684	2080	2300	2520	2800	3600

Salary distribution in summer jobs 2024

	n	Mean	10 %	25 %	Median	75 %	90 %
Summer holiday substitute in engineering	52	2420	2100	2200	2349	2500	2915
Completion of a thesis	9	2472			2400		
Work supervision	132	2787	2220	2450	2638	2985	3750
Commercial work (in field of technology)	26	2874	2100	2222	2382	3000	4300
Consulting engineering	78	2573	1950	2200	2500	2850	3550
IT sector work	65	2749	2000	2200	2520	2900	4000
Installation, laboratory or control room work	89	2422	1800	2000	2300	2700	3100
Other basic tasks in technology (e.g. construction work)	95	2444	1900	2000	2245	2600	3300
Other work in the field of technology	117	2600	1983	2158	2400	2800	3850
Position not in the field of technology	181	2345	1600	1900	2249	2730	3000

Salary request in job application

- Salary request can eliminate even a good candidate. Think carefully about your request!
- If a salary request is asked, it should be included in the application. Remember to leave room for negotiation!
- Choose a salary level that you can justify.
 - Justify it based on the job's demands and your own skills.
- Aim for a realistic, good salary level, not too high, not too low. It is difficult to raise the salary later!
- More information:
 - Salary statistics for similar positions
 - Colleagues and other acquaintances
 - Union's salary counseling

Thank you!

www.ilry.fi/en



Insinööriiliitto